

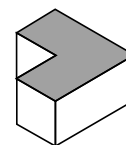
You Need

- Four [4] tricubes and a recording sheet

Your Task

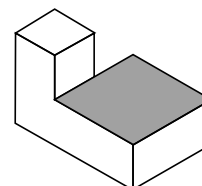
1. Place the green tricube like this.

Copy the diagram onto the recording sheet.



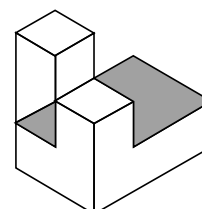
2. Add a red tricube like this.

Copy the diagram onto the recording sheet.



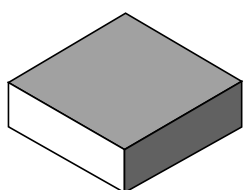
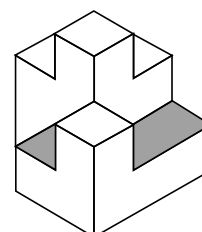
3. Now add a yellow tricube.

Copy the diagram onto the recording sheet.



4. Lastly add a blue tricube.

Copy the diagram onto the recording sheet.



5. Colour your pictures in any way to help you see them as a solid 3D object. For example in this diagram the shading shows the surfaces.